

6-40GHz 20dB Directional Coupler

P/N: MZD200640GH



Description:

MZD200640GH is a 20dB single directional coupler with a typical insertion Loss of 0.8dB and a typical directivity of 14dB across the frequency range of 6 to 40GHz. The directional coupler can reach handling power 20W. Accept customization according to different needs.

- Radar Systems
- Communication Systems
- Receivers Systems

Electrical Specifications (+25°C) :

Parameter	Min.	Typ.	Max.	Units
Frequency Range		6-40		GHz
Insertion Loss		0.8	1.2	dB
Nominal Coupling		20		dB
Coupling Accuracy		±0.6	±0.8	dB
Frequency Sensitivity		±0.6	±0.8	dB
Directivity	11	14		dB
VSWR		1.5	1.6	-
Power Handling		20		W
Impedance		50		Ω
Connector		2.92mm-Female		
Material		Aluminum		
Weight		28.4g / 1.0 Ounces Max.		
Finish		Black Paint(Standard)		

Environmental Specifications:

- ※ Operational Temperature -55°C~+85°C
- ※ Storage Temperature -55°C~+100°C



MICZEN THCHNOLOGIES CO.,LTD.

Phone: +86 28 65003621 | E-mail: sales@miczen.com | Web: www.miczen.com

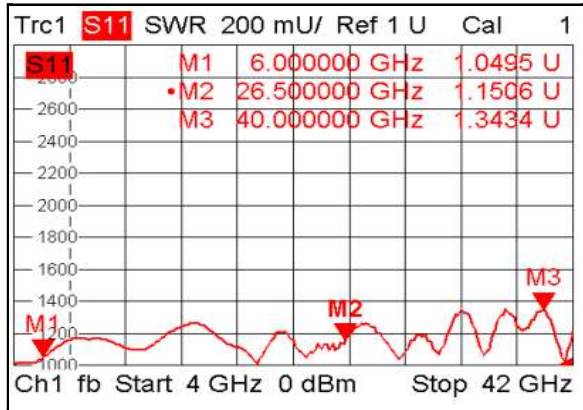
6-40GHz 20dB Directional Coupler

P/N: MZD200640GH

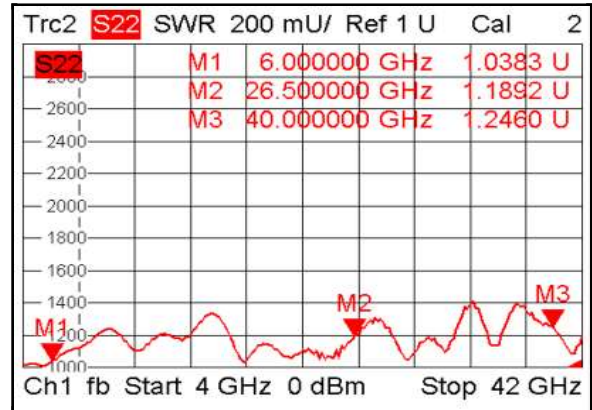


Typical Performance (Room Temp. +25°C, RH: 50%)

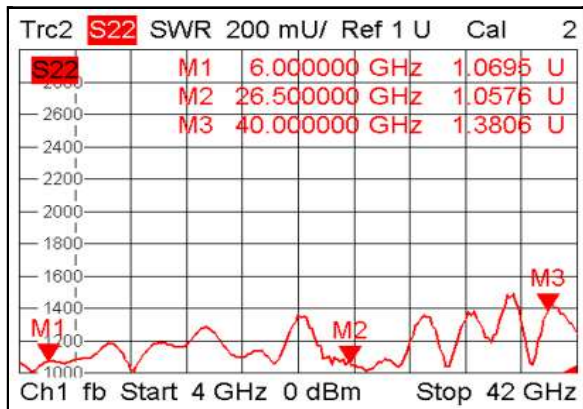
IN-Port VSWR



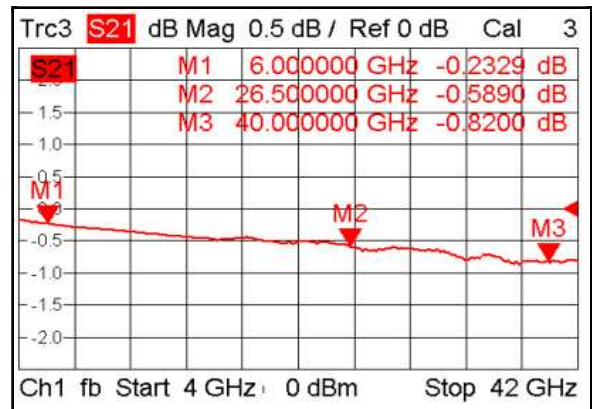
OUT-Port VSWR



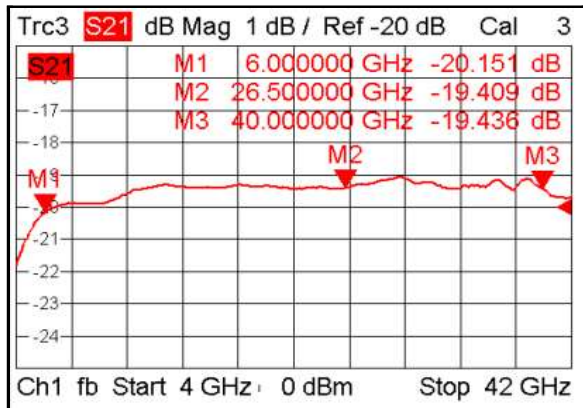
Coupling-Port VSWR



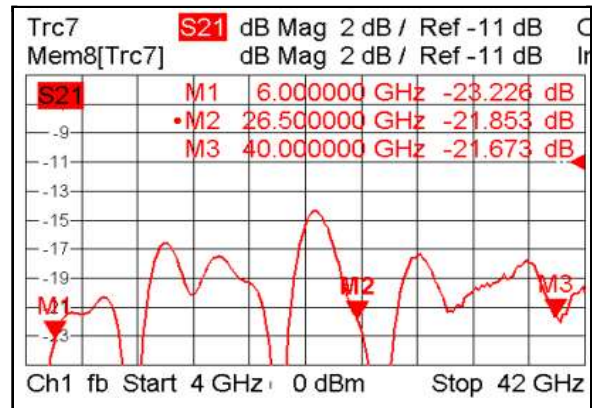
Insertion Loss



Coupling



Directivity



MICZEN TECHNOLOGIES CO.,LTD.

Phone: +86 28 65003621 | E-mail: sales@miczen.com | Web: www.miczen.com

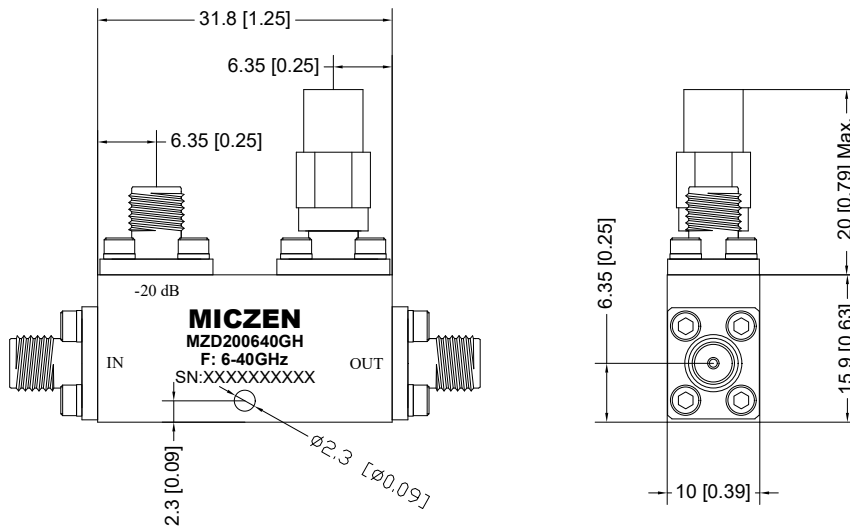
6-40GHz 20dB Directional Coupler

P/N: MZD200640GH



Outline Drawing

All Dimensions in mm (inches) Tolerance ± 0.25 (0.01)



NOTE:

1. The product is designed to meet environmental ratings but not tested. If you need to test environmental condition, please contact our sales department.
2. Miczen technologies co., Ltd. reserves the right to change the above information without notice.

MICZEN THCHNOLOGIES CO.,LTD.

Phone: +86 28 65003621 | E-mail: sales@miczen.com | Web: www.miczen.com