

# 2-26.5GHz 16dB Directional Coupler

P/N: MZD160227GH



## Description:

MZD160227GH is a 16dB single directional coupler with a typical insertion Loss of 0.6dB and a typical directivity of 15dB across the frequency range of 2 to 26.5GHz. The directional coupler can reach handling power 20W. Accept customization according to different needs.

- Radar Systems
- Communication Systems
- Receivers Systems

## Electrical Specifications ( +25°C ) :

Parameter	Min.	Typ.	Max.	Units
Frequency Range		2-26.5		GHz
Insertion Loss		0.6	0.8	dB
Nominal Coupling		16		dB
Coupling Accuracy		±0.5	±0.8	dB
Frequency Sensitivity		±0.7	±1.0	dB
Directivity	13	15		dB
VSWR		1.4	1.6	-
Power Handling		20		W
Impedance		50		Ω
Connector	SMA-Female			
Material	Aluminum			
Weight	33.8g / 1.2 Ounces Max.			
Finish	Black Paint(Standard)			

## Environmental Specifications:

- ※ Operational Temperature -55°C~+85°C
- ※ Storage Temperature -55°C~+100°C



MICZEN THCHNOLOGIES CO.,LTD.

Phone: +86 28 65003621 | E-mail: sales@miczen.com | Web: www.miczen.com

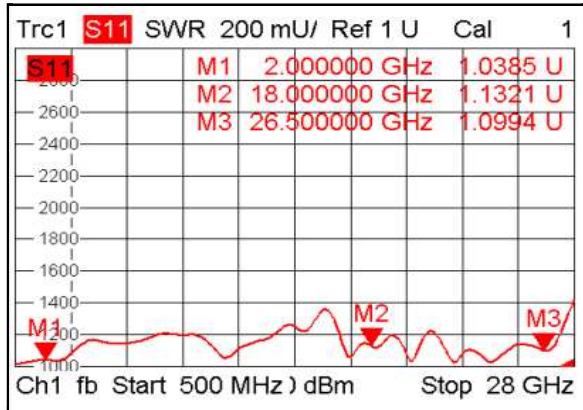
# 2-26.5GHz 16dB Directional Coupler

P/N: MZD160227GH

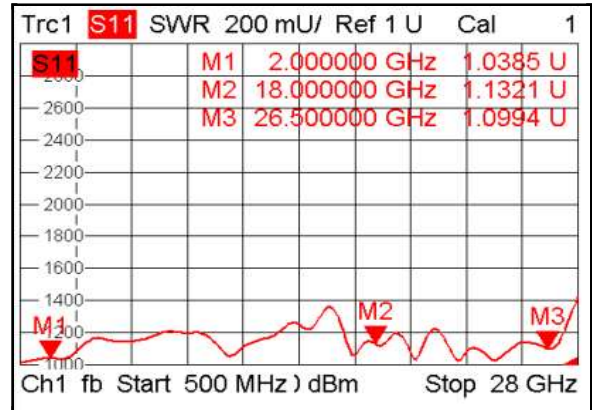


## Typical Performance (Room Temp. +25°C, RH: 50%)

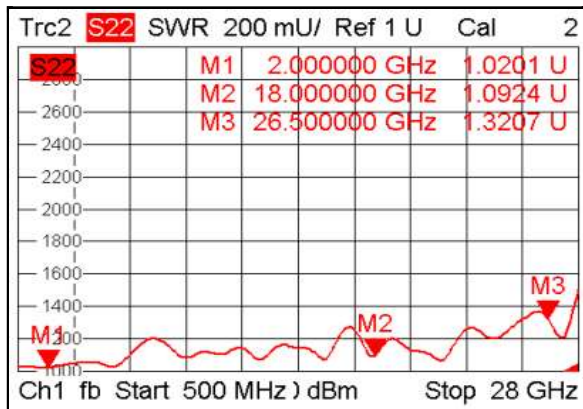
### IN-Port VSWR



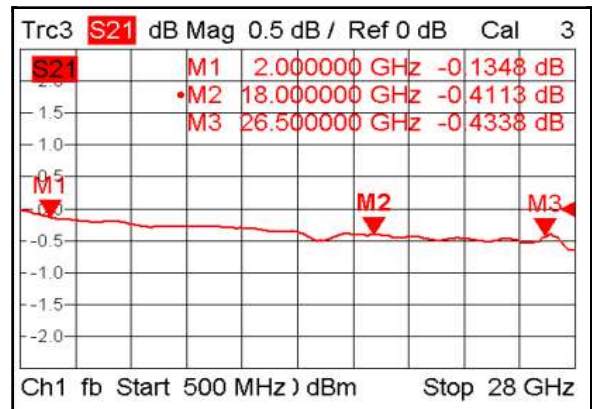
### OUT-Port VSWR



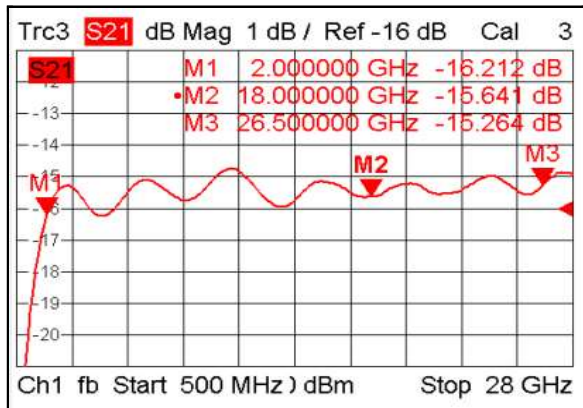
### Coupling-Port VSWR



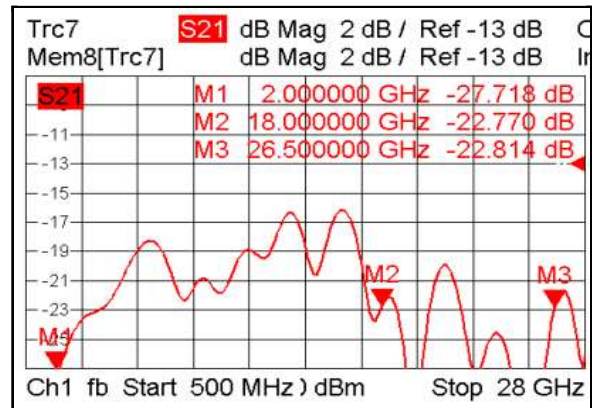
### Insertion Loss



### Coupling



### Directivity



MICZEN THCHNOLOGIES CO.,LTD.

Phone: +86 28 65003621 | E-mail: sales@miczen.com | Web: www.miczen.com

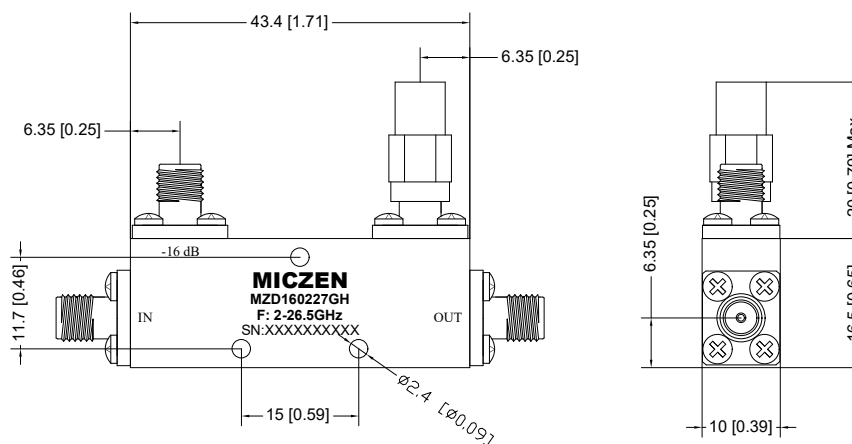
# 2-26.5GHz 16dB Directional Coupler

P/N: MZD160227GH



## Outline Drawing

All Dimensions in mm (inches) Tolerance  $\pm 0.25$  (0.01)



### NOTE:

1. The product is designed to meet environmental ratings but not tested. If you need to test environmental condition, please contact our sales department.
2. Miczen technologies co., Ltd. reserves the right to change the above information without notice.

MICZEN THCHNOLOGIES CO.,LTD.

Phone: +86 28 65003621 | E-mail: sales@miczen.com | Web: www.miczen.com