


0.5-3GHz Low Noise Amplifier

P/N: MZLNA00503GA30



Description:

The amplifier is a low noise amplifier with a typical small signal gain of 32 dB and a typical noise figure of 1.2 dB across the frequency range of 0.5 to 3 GHz. The typical output power P-1 17dBm. The DC power requirement for the amplifier is +12 VDC/300 mA. Accept customization according to different needs.



- Radar Systems
- Communication Systems
- Receivers Systems

Electrical Specifications (+25°C) :

Parameter	Min.	Typ.	Max.	Units
Frequency Range		0.5-3		GHz
Gain	30	32		dB
Gain Flatness		±1.5	±3	dB
Input VSWR		1.6	2.0	-
Output VSWR		1.6	2.0	-
Output Power for (P1dB)	15	17		dBm
Noise Figure		1.2	1.5	dB
Output IP3		30		dBm
Input Max Power(no damage)			5	dBm
DC Current (Vcc=+12V)		300		mA
Impedance		50		Ω
Input/Output Connector		SMA-K/SMA-K		
Material		Aluminium/Gold Painting		
Weight		100g		
Package Sealing		General Sealing (Standard)		

Environmental Specifications:

- ※ Operational Temperature -25°C~+85°C
- ※ Storage Temperature -55°C~+125°C



OBSERVE
PRECAUTIONS ELECTROSTATIC
SENSITIVE DEVICES

MICZEN THCHNOLOGIES CO.,LTD.

Phone: +86 28 65003621 | E-mail: sales@miczen.com | Web: www.miczen.com

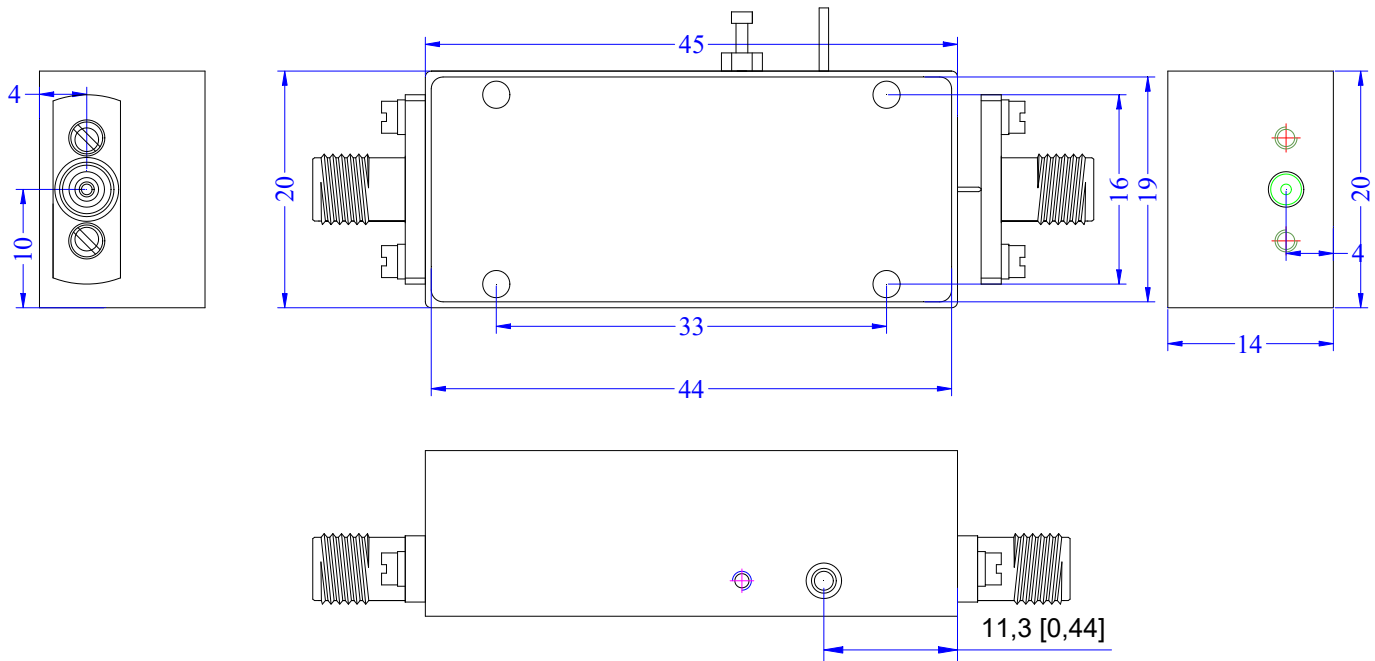
0.5-3GHz Low Noise Amplifier

P/N: MZLNA00503GA30



■ Outline Drawing

All Dimensions in mm (inches) Tolerance ± 0.25 (0.01)



*****Heat Sink required during operation*****

NOTE:

1. The product is designed to meet environmental ratings but not tested. If you need to test environmental condition, please contact our sales department.
2. Miczen technologies co., Ltd. reserves the right to change the above information without notice.

MICZEN THCHNOLOGIES CO.,LTD.

Phone: +86 28 65003621 | E-mail: sales@miczen.com | Web: www.miczen.com

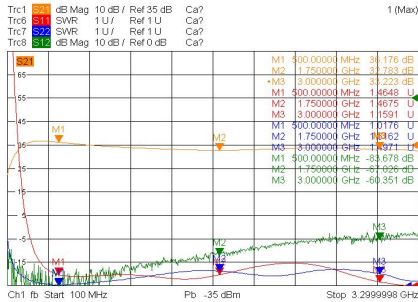
0.5-3GHz Low Noise Amplifier

P/N: MZLNA00503GA30

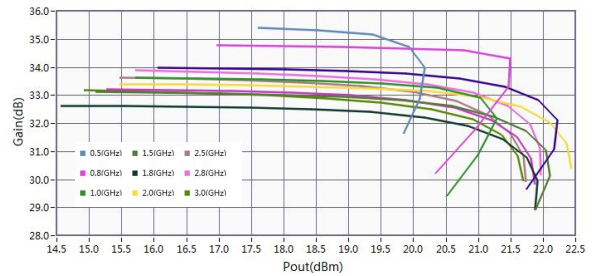


Performance Plot

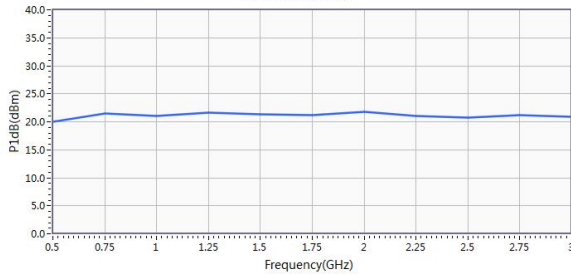
Gain&Input VSWR&Output VSWR



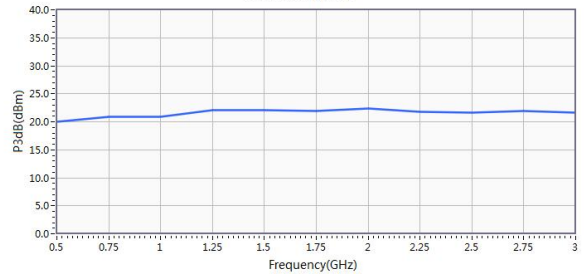
Gain vs. Pout



P1dB vs. Frequency



P3dB vs. Frequency



Noise Figure

