

6-26.5GHz 30dB Directional Coupler

P/N: MZD300627GH



Description:

MZD300627GH is a 30dB single directional coupler with a typical insertion Loss of 0.5dB and a typical directivity of 14dB across the frequency range of 6 to 26.5GHz. The directional coupler can reach handling power 20W. Accept customization according to different needs.

- Radar Systems
- Communication Systems
- Receivers Systems

Electrical Specifications (+25°C) :

Parameter	Min.	Typ.	Max.	Units
Frequency Range		6-26.5		GHz
Insertion Loss		0.5	0.8	dB
Nominal Coupling		30		dB
Coupling Accuracy		±0.2	±0.5	dB
Frequency Sensitivity		±0.4	±0.6	dB
Directivity	13	14		dB
VSWR			1.6	-
Power Handling		20		W
Impedance		50		Ω
Connector		SMA-Female		
Material		Aluminum		
Weight		28.4g / 1.0 Ounces Max.		
Finish		Black Paint(Standard)		

Environmental Specifications:

- ※ Operational Temperature -55°C~+85°C
- ※ Storage Temperature -55°C~+100°C



MICZEN THCHNOLOGIES CO.,LTD.

Phone: +86 28 65003621 | E-mail: sales@miczen.com | Web: www.miczen.com

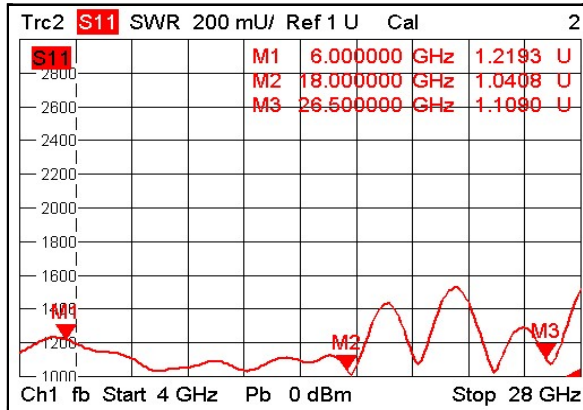
6-26.5GHz 30dB Directional Coupler

P/N: MZD300627GH

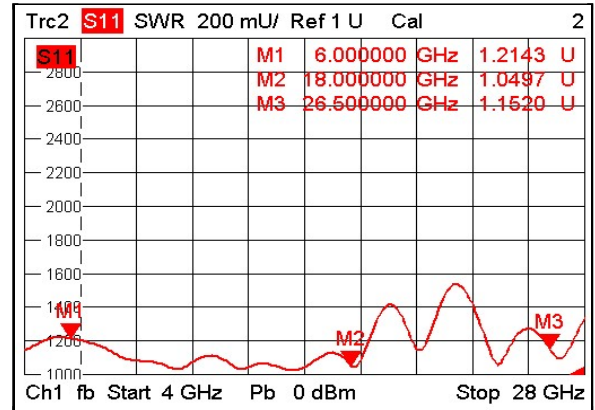


Typical Performance (Room Temp. +25°C, RH: 50%)

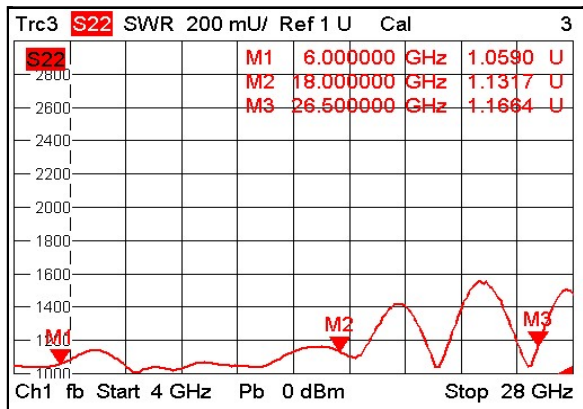
IN-Port VSWR



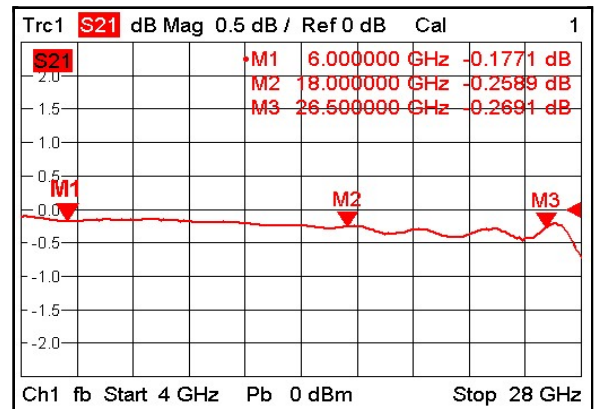
OUT-Port VSWR



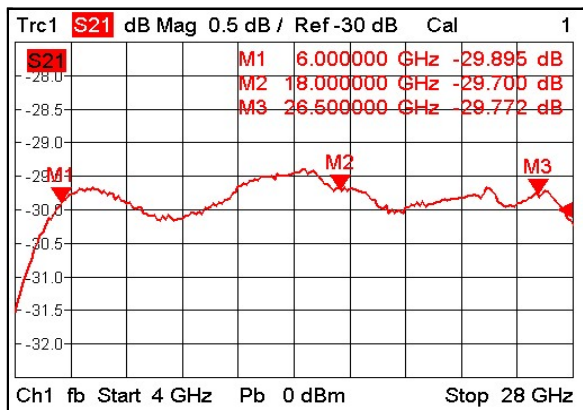
Coupling-Port VSWR



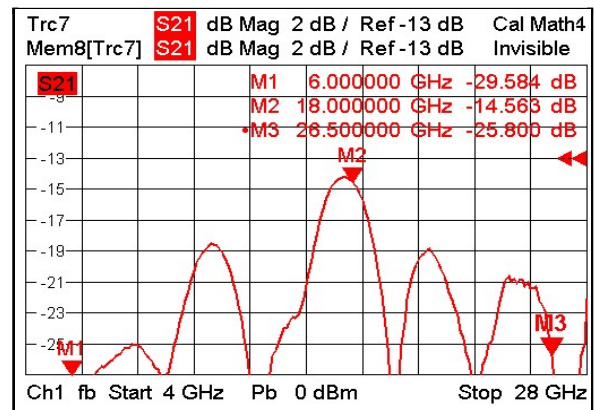
Insertion Loss



Coupling



Directivity



MICZEN THCNOLOGIES CO.,LTD.

Phone: +86 28 65003621 | E-mail: sales@miczen.com | Web: www.miczen.com

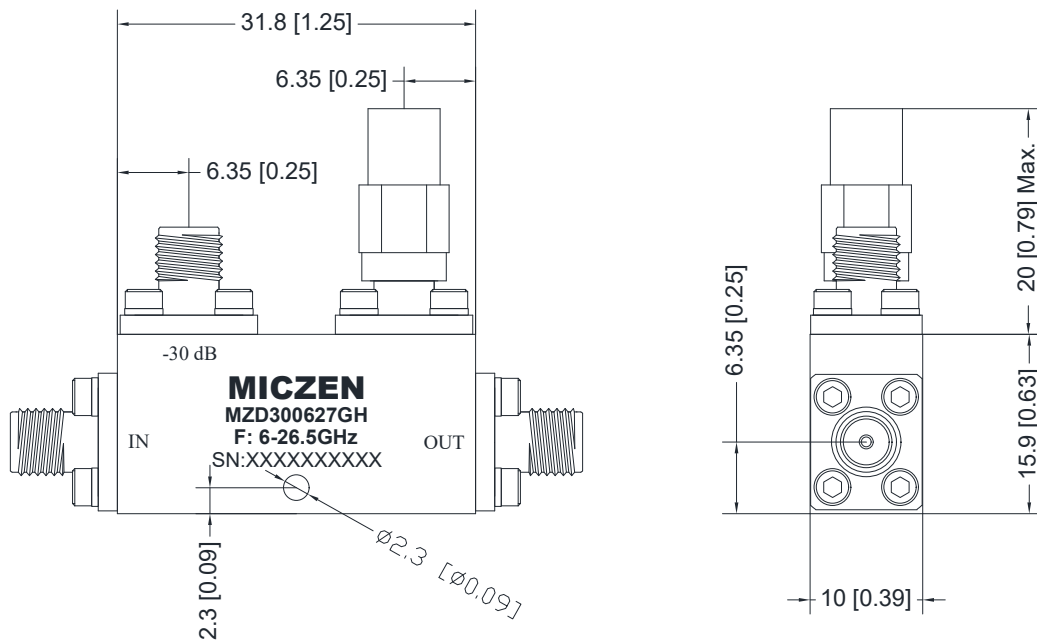
6-26.5GHz 30dB Directional Coupler

P/N: MZD300627GH



■ Outline Drawing

All Dimensions in mm (inches) Tolerance ± 0.25 (0.01)



NOTE:

1. The product is designed to meet environmental ratings but not tested. If you need to test environmental condition, please contact our sales department.
2. Miczen technologies co., Ltd. reserves the right to change the above information without notice.

MICZEN THCHNOLOGIES CO.,LTD.

Phone: +86 28 65003621 | E-mail: sales@miczen.com | Web: www.miczen.com